

This article was downloaded by:

On: 26 January 2011

Access details: *Access Details: Free Access*

Publisher *Taylor & Francis*

Informa Ltd Registered in England and Wales Registered Number: 1072954 Registered office: Mortimer House, 37-41 Mortimer Street, London W1T 3JH, UK



Nucleosides, Nucleotides and Nucleic Acids

Publication details, including instructions for authors and subscription information:

<http://www.informaworld.com/smpp/title~content=t713597286>

An Inverse Approach in Oligodeoxyribonucleotide Synthesis

Thomas Wagner^a; Wolfgang Pfeleiderer^a

^a Fakultät für Chemie, Universität Konstanz, Konstanz, Germany

To cite this Article Wagner, Thomas and Pfeleiderer, Wolfgang(1997) 'An Inverse Approach in Oligodeoxyribonucleotide Synthesis', *Nucleosides, Nucleotides and Nucleic Acids*, 16: 7, 1657 — 1660

To link to this Article: DOI: 10.1080/07328319708006249

URL: <http://dx.doi.org/10.1080/07328319708006249>

PLEASE SCROLL DOWN FOR ARTICLE

Full terms and conditions of use: <http://www.informaworld.com/terms-and-conditions-of-access.pdf>

This article may be used for research, teaching and private study purposes. Any substantial or systematic reproduction, re-distribution, re-selling, loan or sub-licensing, systematic supply or distribution in any form to anyone is expressly forbidden.

The publisher does not give any warranty express or implied or make any representation that the contents will be complete or accurate or up to date. The accuracy of any instructions, formulae and drug doses should be independently verified with primary sources. The publisher shall not be liable for any loss, actions, claims, proceedings, demand or costs or damages whatsoever or howsoever caused arising directly or indirectly in connection with or arising out of the use of this material.

AN INVERSE APPROACH IN OLIGODEOXYRIBONUCLEOTIDE SYNTHESIS

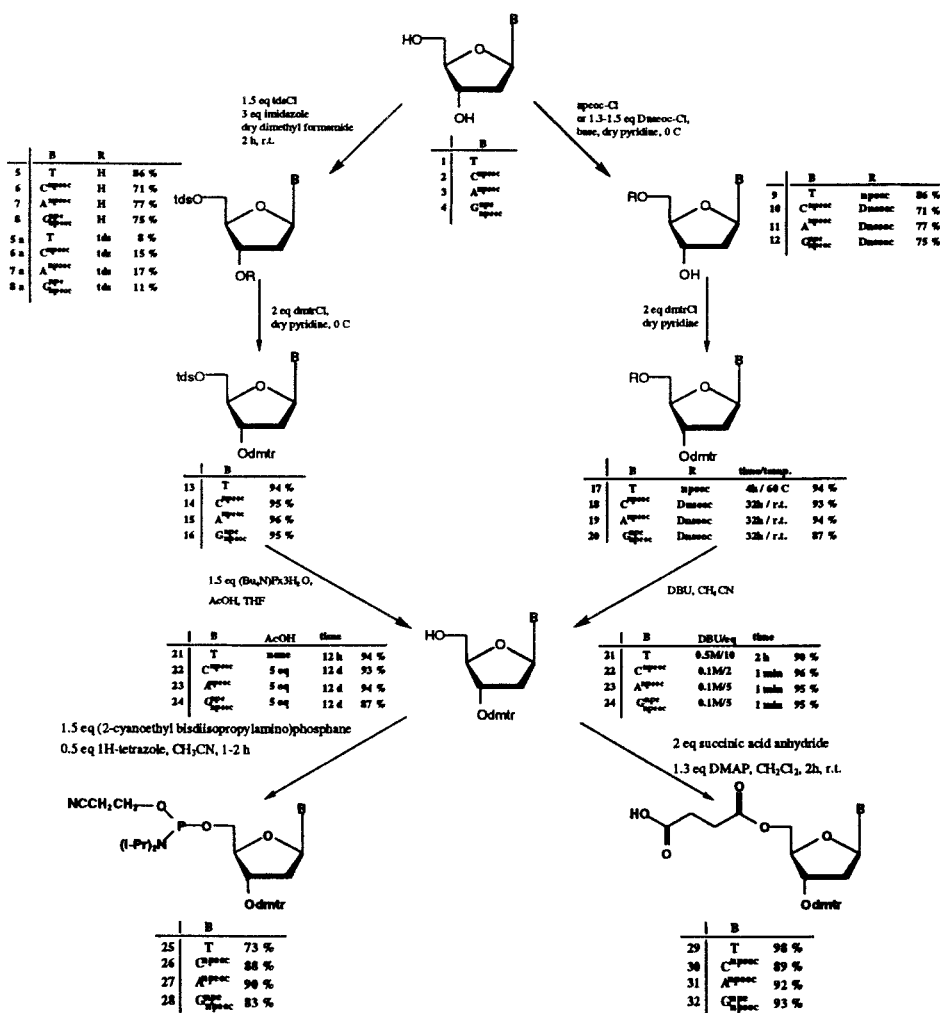
by Thomas Wagner and Wolfgang Pfeleiderer*

¹Fakultät für Chemie, Universität Konstanz,
Postfach 5560, 78434 Konstanz, Germany

Abstract: We synthesized 3'-O-dimethoxytrityl-5'-O-phosphoramidites and 5'-O-succinates which can be used as monomeric building blocks for the built up of oligodeoxyribonucleotides in the alternative 5'-3' direction. With this inverse strategy oligonucleotide 3'-conjugates as well as 3'-3' and 5'-5' internucleotidic linkages can be easily formed.

In nature oligonucleotides are synthesized in the 5'-3' direction, while the chemical built up of these polymeres, due to the easy accessibility of the corresponding monomeric building blocks are carried out in the opposite 3'-5' direction. We now describe the chemical 5'-3' synthesis of oligodeoxyribonucleotides and their related 3'-O-conjugates. For this reason, we would like to report the synthesis of suitably protected monomeric building blocks as well as the assembly of oligonucleotides with a slightly modified cycle.

At first the aglycone functions were protected in the usual manner by the 2-(4-nitrophenyl)ethyl (npe) and the 2-(4-nitrophenyl)ethoxycarbonyl (npeoc) group^{1,2} which have already been proven to be very efficient for the synthesis of oligodeoxynucleotides. The following synthetic modification of the sugar moiety was based on two different four step processes. The 5'-OH function could be blocked by treatment with tdsCl [dimethyl(1,1,2-trimethylpropyl)silyl chloride (= dimethyl(thexyl)silyl chloride)] and imidazole in DMF (-> **5-8**). Consequent dimethoxytritylation at the 3' hydroxyl group led to the fully protected derivatives **13-16**. Due to the basicity of the fluorid ion AcOH had to be added during the desilylation step with (Bu₄N)F₃H₂O to avoid β -elimination of the aglycone protecting groups. Although an extended reaction time had to be accepted, in this manner the 3'-O-dimethoxytrityl nucleosides **21-24** could be obtained in high yields. In the other route the primary alcohol function was protected with the base labile 2-dansylethoxycarbonyl (=2-[[5-dimethylaminonaphthalen-1-yl]sulfonyl]ethoxycarbonyl; dnseoc)³⁻⁵ and npeoc group to give **9-12**. Again subsequent dimethoxytritylation led to



SCHEME 1: Synthesis of the monomeric building blocks

the 3' and 5' blocked nucleosides **17-20** which afforded by a mild β -elimination process the corresponding 5'-OH derivatives **21-24** in very high yields. Conversion into the corresponding 5'-(2-cyanoethyl N,N-diisopropylphosphoramidites) **25-28** was achieved by reaction with (2-cyanoethyl bisdiisopropylamino)phosphane⁶ under 1*H*-tetrazole activation. The 5'-O-succinates **29-32** were formed by succinic anhydride and 4-dimethylaminopyridine (DMAP) in almost quantitative yields. The loading of the LCAMA-CPG⁷ support was performed with O-[(cyano(ethoxycarbonyl)methylidene)amino]-1,1,3,3-tetramethyl-uroniumtetrafluoro-borate (TOTU) and N-methylmorpholine in MeCN

TABLE 1: Unmodified oligonucleotides and their average condensation yields

Unmodified oligonucleotides	Average condensation yields %
5'-TTG-TGT-GTG-TGT-G-3'	98.6
5'-CCC-CCC-CCC-3'	100.0
5'-AAA-AAA-AAA-3'	99.5
5'-CAC-AGC-GGC-CGC-3'	100.0
5'-TGA-GCA-GA-3'	99.1

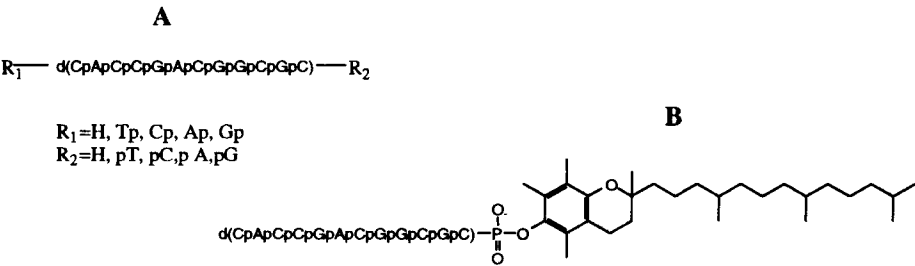


FIG. 1: Modified oligonucleotides

followed by a capping process with Ac₂O and DMAP in pyridine leading to the loaded supports (loading: 29-35 mmol/g).

The oligodeoxyribonucleotides were synthesized using the solid phase phosphoramidite approach by Caruthers and coworkers⁸⁻¹⁰ in an Applied Biosystems 392 synthesizer with the common protocol. In order to achieve high coupling efficiency the coupling time had to be changed to 180 s:

1. Detritylation of terminal dimethoxytrityl group with 3% TCA in CH₂Cl₂ for 135 s
 2. coupling with 0.1 M phosphoramidite (25-28) and 0.5 M 1H-tetrazole in CH₃CN for 180 s
 3. capping with Ac₂O/2,6-dimethylpyridine/1-methyl-1H-imidazole in THF for 15 s
 4. oxidation with 0.05 M I₂ in THF/pyridine/H₂O for 32 s
- (no washing steps are listed)

With this strategy we synthesized unmodified (Table 1) as well as modified oligonucleotides.

The building units of the oligonucleotides modified at the 3' and/or 5' end with an additional nucleotide (FIG. 1; A) were built up in the common 3'-5' manner. By using the 5'-O-succinates and/or the 5'-O-phosphoramidites these 3'-3' and/or 5'-5' internucleotidic linkages between the building units and the additional nucleosides could be obtained. The coupling efficiency of these modification steps ranged between 99.1-99.9%. With this

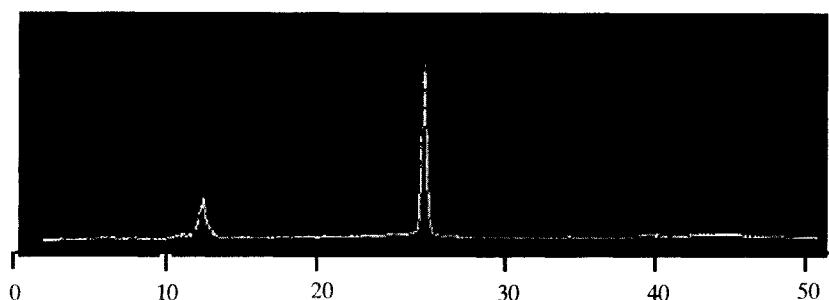


FIG. 2: HPLC of the crude vitamin E 3'-O conjugate

inverse strategy it is also possible to connect monofunctional, lipophilic residues at the 3'-end of oligodeoxynucleotides via phosphoric acid diester linkage. In this manner we synthesized a vitamin E 3'-O-conjugate (FIG. 1; B) and a cholesteryl 3'-O-conjugate. After the built up of the oligodeoxynucleotide at the synthesizer, the attachment of the lipophilic residue to the 12-mer was carried out in an flask under nitrogen with the corresponding phosphoramidites. The finally deprotection step and the cleavage of the 3'-O-conjugate from the solid support was achieved with the usual routine at the ABI 392 synthesizer. The reverse phase HPLC of the crude vitamin E 3'-O conjugate (FIG. 2) shows the efficiency of the automated solid support synthesis of this inverse approach.

REFERENCES

- 1 Himmelbach, F.; Schulz, B.S.; Trichtinger, T.; Charubala, R.; Pfeleiderer, W. *Tetrahedron* **1984**, *40*, 59
- 2 Stengele, K.P.; Pfeleiderer, W. *Tetrahedron Lett.* **1990**, *31*, 2549
- 3 Bergmann F.; Pfeleiderer, W. *Helv. Chim. Acta* **1994**, *77*, 203
- 4 Bergmann F.; Pfeleiderer, W. *Helv. Chim. Acta* **1994**, *77*, 481
- 5 Bergmann F.; Pfeleiderer, W. *Helv. Chim. Acta* **1994**, *77*, 988
- 6 Kraszewski, A. ; Norris, K.E. *Nucleic Acids Symp. Ser.* **1987**, *18*, 172
- 7 Stengele, K.P., Pfeleiderer, W. *Nucleic Acids Symp. Ser.* **1989**, *21*, 101
- 8 Matteucci, M.D., Caruthers, M.H. *Tetrahedron Lett.* **1980**, *21*, 719
- 9 Beaucage, S.L., Caruthers, M.H. *Tetrahedron Lett.* **1981**, *22*, 1859
- 10 Matteucci, M.D., Caruthers, M.H. *J. Am. Chem. Soc.* **1981**, *103*, 3185